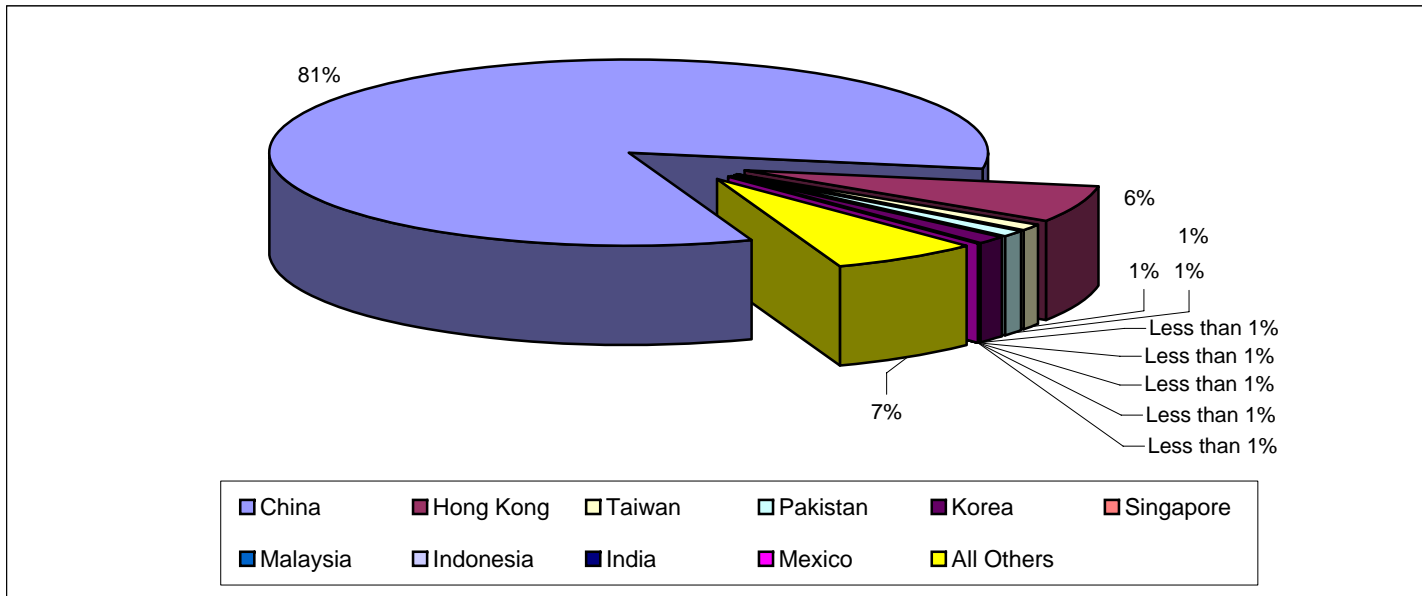


**Department of Homeland Security  
U.S. Customs and Border Protection and U.S. Immigration and Customs Enforcement  
FY 2006 Top Trading Partners for IPR Seizures**

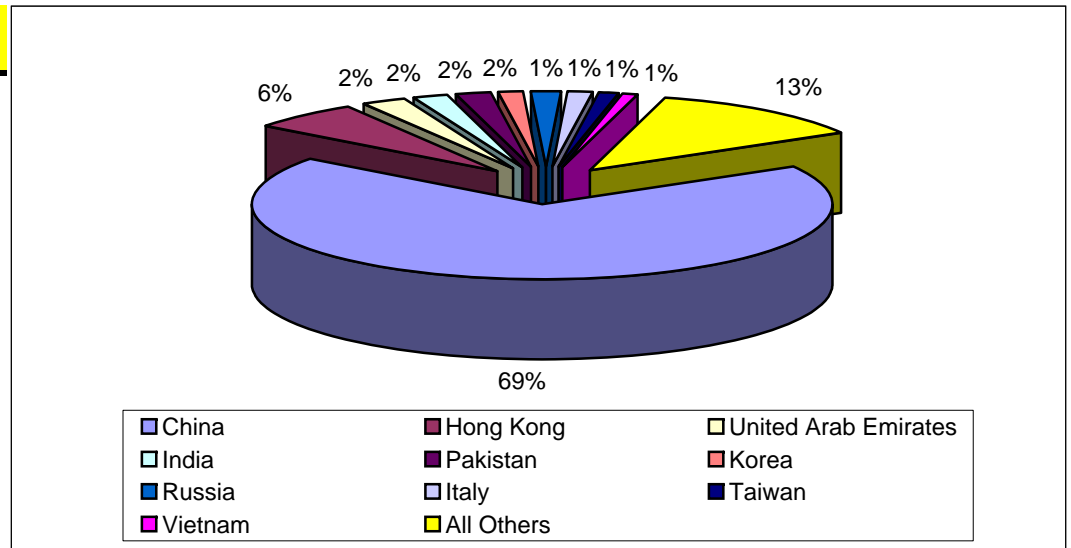


Trading Partner	Domestic Value	Percent of Total
China	\$ 125,595,844	81%
Hong Kong	\$ 9,389,464	6%
Taiwan	\$ 1,843,764	1%
Pakistan	\$ 1,838,815	1%
Korea	\$ 1,810,140	1%
Singapore	\$ 1,198,735	Less than 1%
Malaysia	\$ 1,174,071	Less than 1%
Indonesia	\$ 983,425	Less than 1%
India	\$ 832,541	Less than 1%
Mexico	\$ 535,826	Less than 1%
All Others	\$ 10,166,611	7%
<b>Total FY 06 Domestic Value</b>	<b>\$ 155,369,236</b>	
<b>Number of Seizures</b>	<b>14,675</b>	

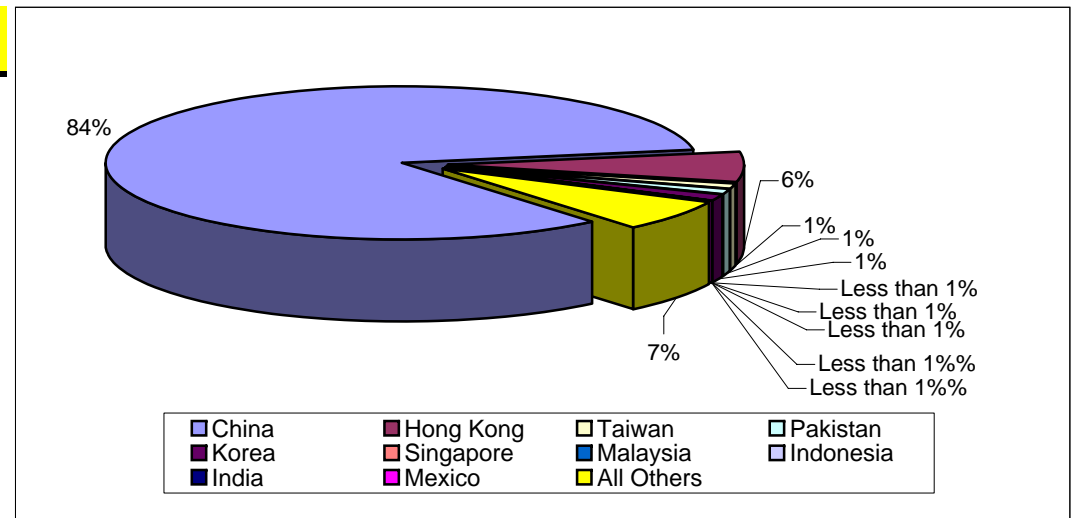
Figures for trading partners are based on country of origin and/or country of export as listed in the seizure report.

**Department of Homeland Security**  
**U.S. Customs and Border Protection and U.S. Immigration and Customs Enforcement**  
**FY 2005 and FY 2006 Top Trading Partners for IPR Seizures**

FY 2005 Trading Partner	Domestic Value	% of Total Value
China	\$ 63,968,416	69%
Hong Kong	\$ 5,799,112	6%
United Arab Emirates	\$ 2,118,409	2%
India	\$ 1,966,638	2%
Pakistan	\$ 1,753,154	2%
Korea	\$ 1,418,060	2%
Russia	\$ 1,377,835	1%
Italy	\$ 1,268,188	1%
Taiwan	\$ 1,091,873	1%
Vietnam	\$ 780,644	1%
All Others	\$ 11,692,181	13%
<b>Total FY 05 Domestic Value</b>	<b>\$ 93,234,510</b>	
<b>Number of Seizures</b>	<b>8,022</b>	

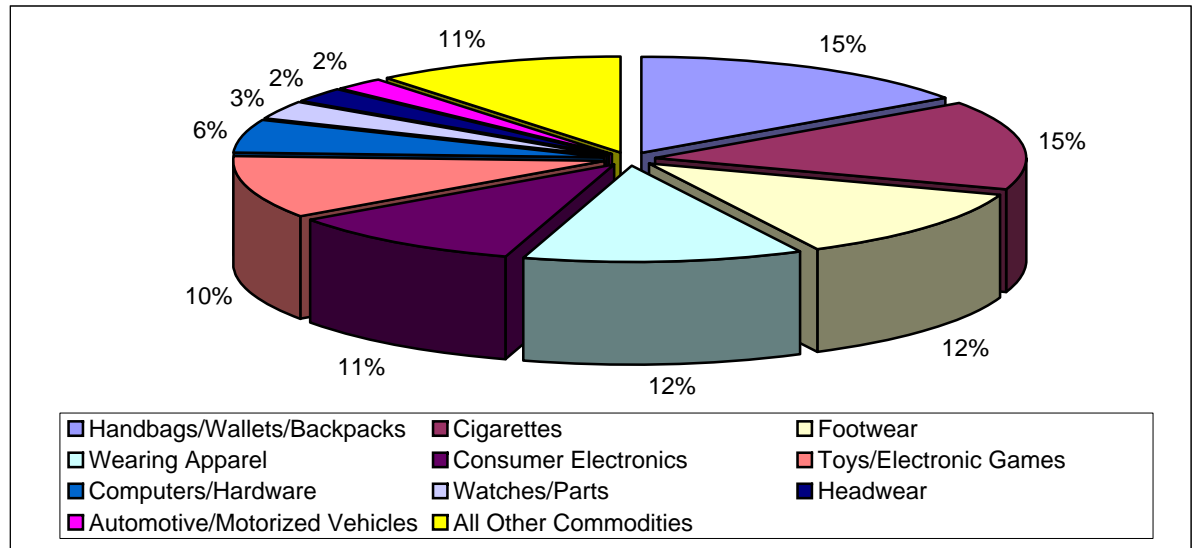


FY 2006 Trading Partner	Domestic Value	% of Total Value
China	\$ 125,595,844	81%
Hong Kong	\$ 9,389,464	6%
Taiwan	\$ 1,843,764	1%
Pakistan	\$ 1,838,815	1%
Korea	\$ 1,810,140	1%
Singapore	\$ 1,198,735	Less than 1%
Malaysia	\$ 1,174,071	Less than 1%
Indonesia	\$ 983,425	Less than 1%
India	\$ 832,541	Less than 1%
Mexico	\$ 535,826	Less than 1%
All Others	\$ 10,166,611	7%
<b>Total FY 06 Domestic Value</b>	<b>\$ 155,369,236</b>	
<b>Number of Seizures</b>	<b>14,675</b>	

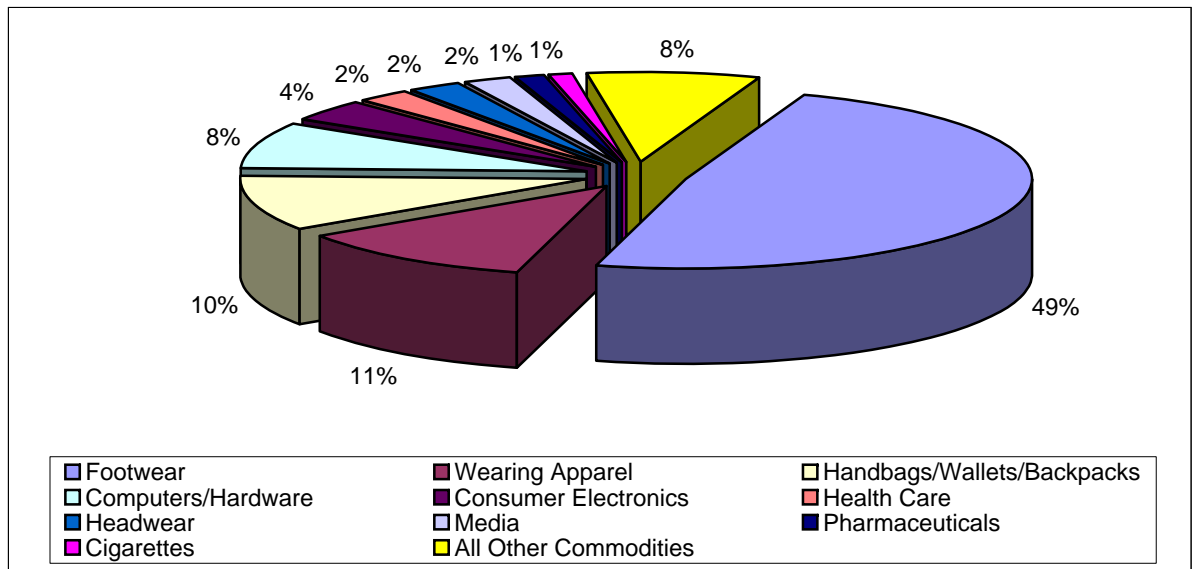


## China

FY 2005	Domestic Value	% of Total Value
Handbags/Wallets/Backpacks	\$ 9,797,309	15%
Cigarettes	\$ 9,540,433	15%
Footwear	\$ 7,936,101	12%
Wearing Apparel	\$ 7,787,241	12%
Consumer Electronics	\$ 6,779,947	11%
Toys/Electronic Games	\$ 6,626,217	10%
Computers/Hardware	\$ 3,533,735	6%
Watches/Parts	\$ 2,050,556	3%
Headwear	\$ 1,498,756	2%
Automotive/Motorized Vehicles	\$ 1,468,930	2%
All Other Commodities	\$ 6,949,191	11%
<b>Total FY 05 Domestic Value</b>	<b>\$ 63,968,416</b>	
<b>Number of Seizures</b>	<b>3,709</b>	

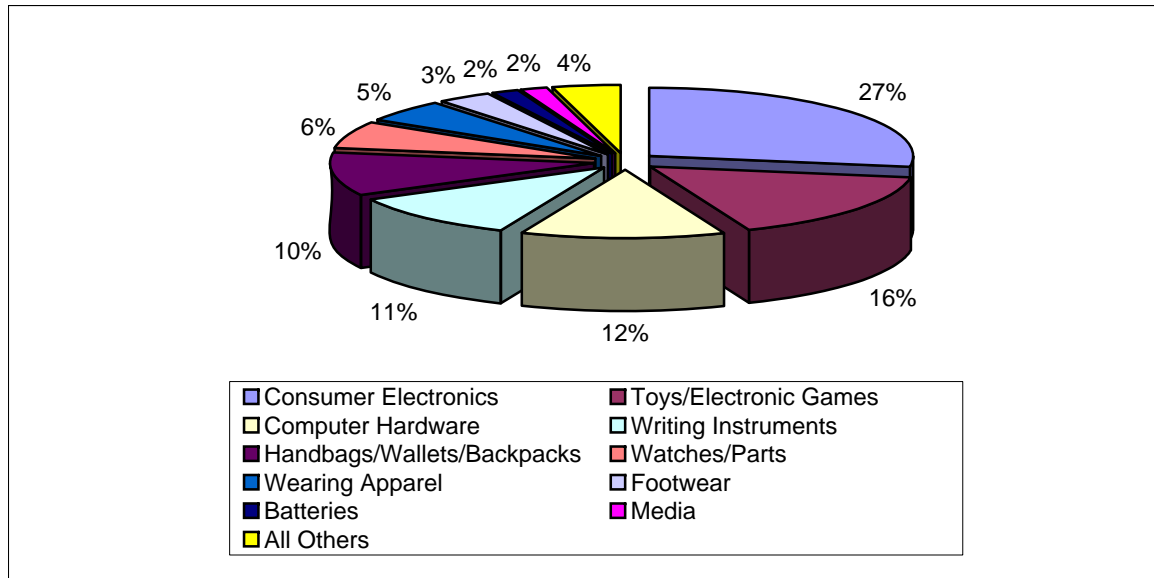


FY 2006	Domestic Value	% of Total Value
Footwear	\$ 61,009,037	49%
Wearing Apparel	\$ 14,215,434	11%
Handbags/Wallets/Backpacks	\$ 12,526,539	10%
Computers/Hardware	\$ 10,479,715	8%
Consumer Electronics	\$ 5,149,151	4%
Health Care	\$ 3,076,323	2%
Headwear	\$ 3,023,457	2%
Media	\$ 2,755,572	2%
Pharmaceuticals	\$ 1,722,750	1%
Cigarettes	\$ 1,679,640	1%
All Other Commodities	\$ 9,958,226	8%
<b>Total FY 06 Domestic Value</b>	<b>\$ 125,595,844</b>	
<b>Number of Seizures</b>	<b>10,325</b>	

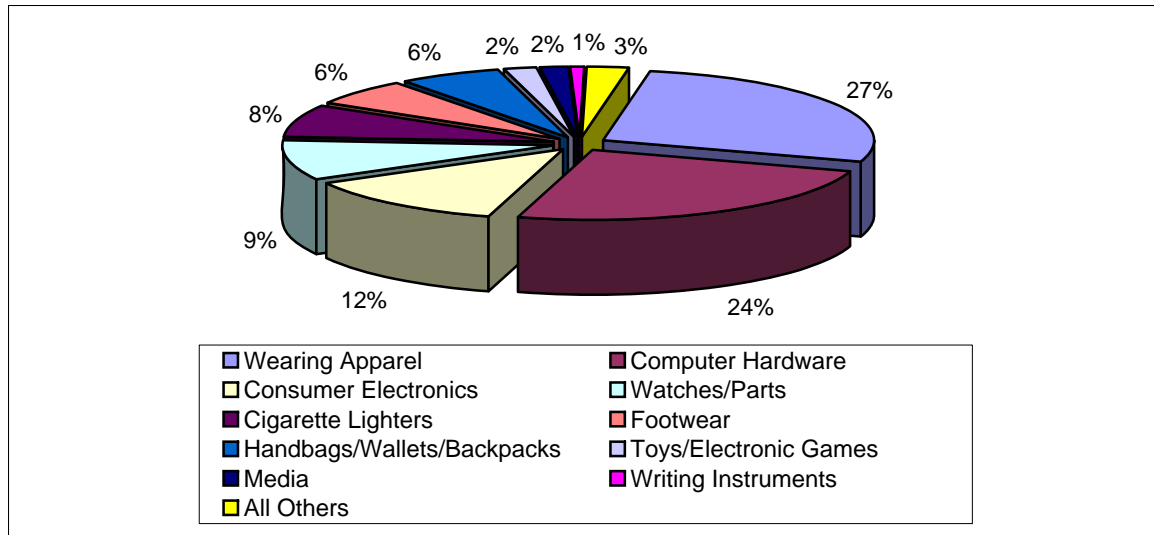


## Hong Kong

FY 2005	Domestic Value	% of Total Value
Consumer Electronics	\$ 1,593,344	27%
Toys/Electronic Games	\$ 956,291	16%
Computer Hardware	\$ 716,456	12%
Writing Instruments	\$ 633,009	11%
Handbags/Wallets/Backpacks	\$ 594,134	10%
Watches/Parts	\$ 365,086	6%
Wearing Apparel	\$ 317,578	5%
Footwear	\$ 188,833	3%
Batteries	\$ 98,893	2%
Media	\$ 98,294	2%
All Others	\$ 237,194	4%
<b>Total FY 05 Domestic Value</b>	<b>\$ 5,799,112</b>	
<b>Number of Seizures</b>	<b>892</b>	



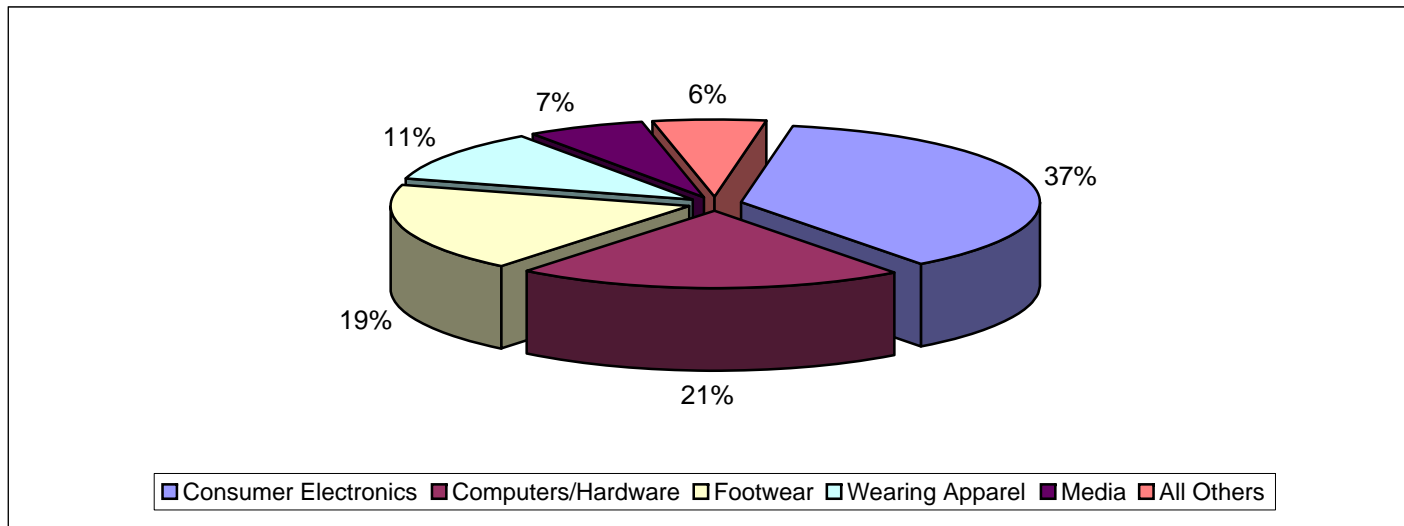
FY 2006	Domestic Value	% of Total Value
Wearing Apparel	\$ 2,568,246	27%
Computer Hardware	\$ 2,286,829	24%
Consumer Electronics	\$ 1,160,502	12%
Watches/Parts	\$ 862,480	9%
Cigarette Lighters	\$ 719,000	8%
Footwear	\$ 567,659	6%
Handbags/Wallets/Backpacks	\$ 567,598	6%
Toys/Electronic Games	\$ 196,287	2%
Media	\$ 151,843	2%
Writing Instruments	\$ 69,995	1%
All Others	\$ 239,025	3%
<b>Total FY 06 Domestic Value</b>	<b>\$ 9,389,464</b>	
<b>Number of Seizures</b>	<b>783</b>	



## Taiwan

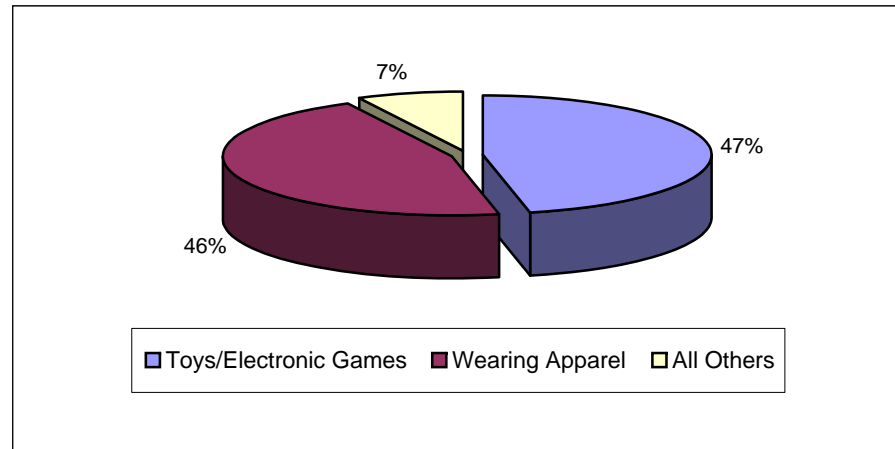
FY 2006*	Domestic Value	% of Total Value
Consumer Electronics	\$ 679,251	37%
Computers/Hardware	\$ 390,346	21%
Footwear	\$ 341,992	19%
Wearing Apparel	\$ 199,234	11%
Media	\$ 122,780	7%
All Others	\$ 110,161	6%
<b>Total FY 06 Domestic Value</b>	<b>\$ 1,843,764</b>	
<b>Number of Seizures</b>	<b>67</b>	

\* Taiwan was not among the top five trading partners for IPR seizures in FY 05

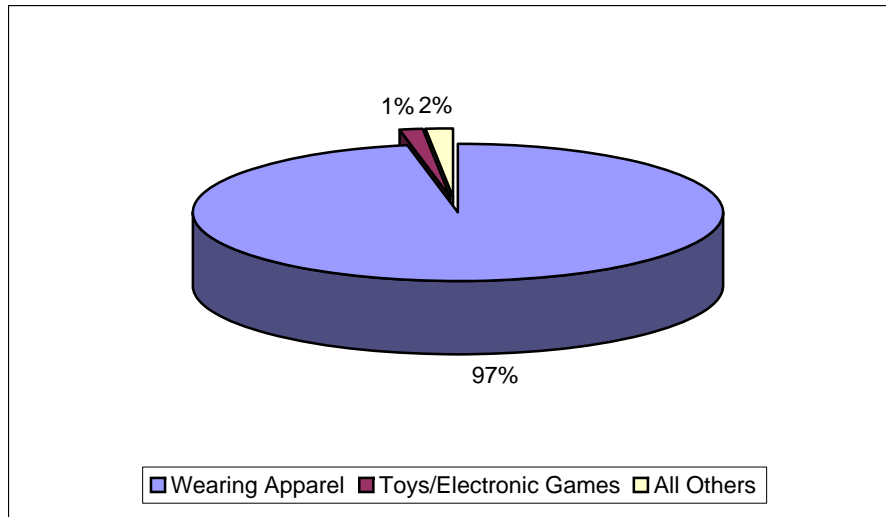


## Pakistan

FY 2005	Domestic Value	% of Total Value
Toys/Electronic Games	\$ 820,005	47%
Wearing Apparel	\$ 802,873	46%
All Others	\$ 130,276	7%
<b>Total FY 05 Domestic Value</b>	<b>\$ 1,753,154</b>	
<b>Number of Seizures</b>	<b>76</b>	



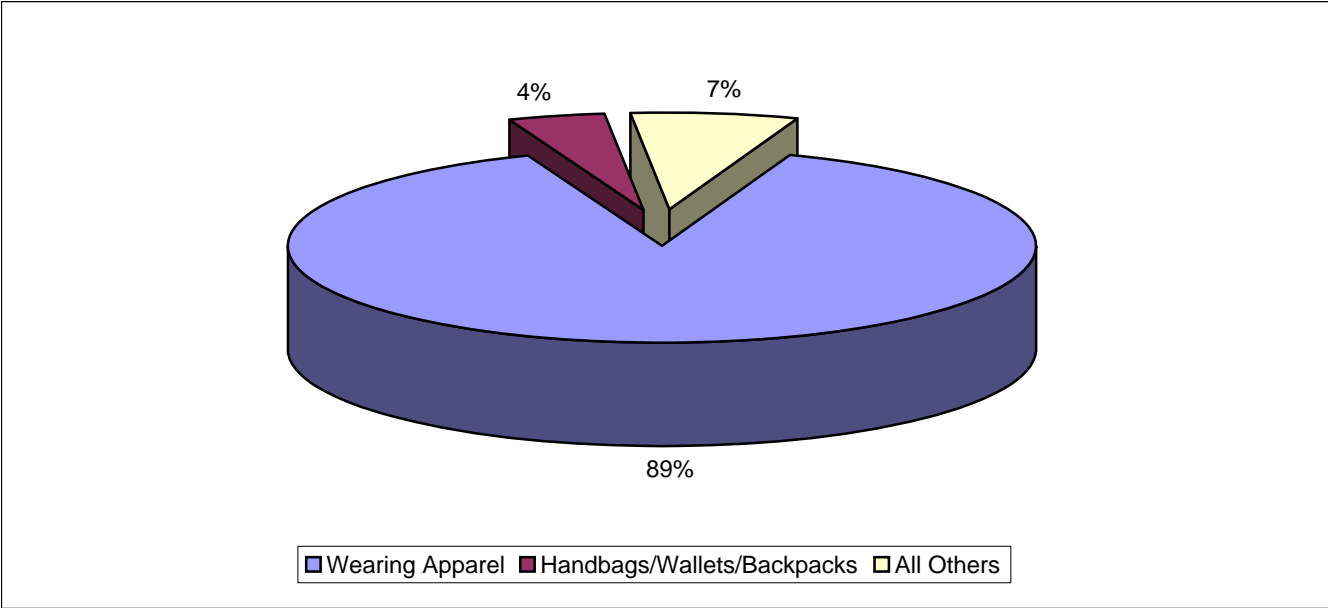
FY 2006	Domestic Value	% of Total Value
Wearing Apparel	\$ 1,784,679	97%
Toys/Electronic Games	\$ 25,577	1%
All Others	\$ 28,559	2%
<b>Total FY 06 Domestic Value</b>	<b>\$ 1,838,815</b>	
<b>Number of Seizures</b>	<b>85</b>	



# Korea

FY 2006*	Domestic Value	% of Total Value
Wearing Apparel	\$ 1,602,438	89%
Handbags/Wallets/Backpacks	\$ 78,440	4%
All Others	\$ 129,262	7%
<b>Total FY 06 Domestic Value</b>	<b>\$ 1,810,140</b>	
<b>Number of Seizures</b>	<b>144</b>	

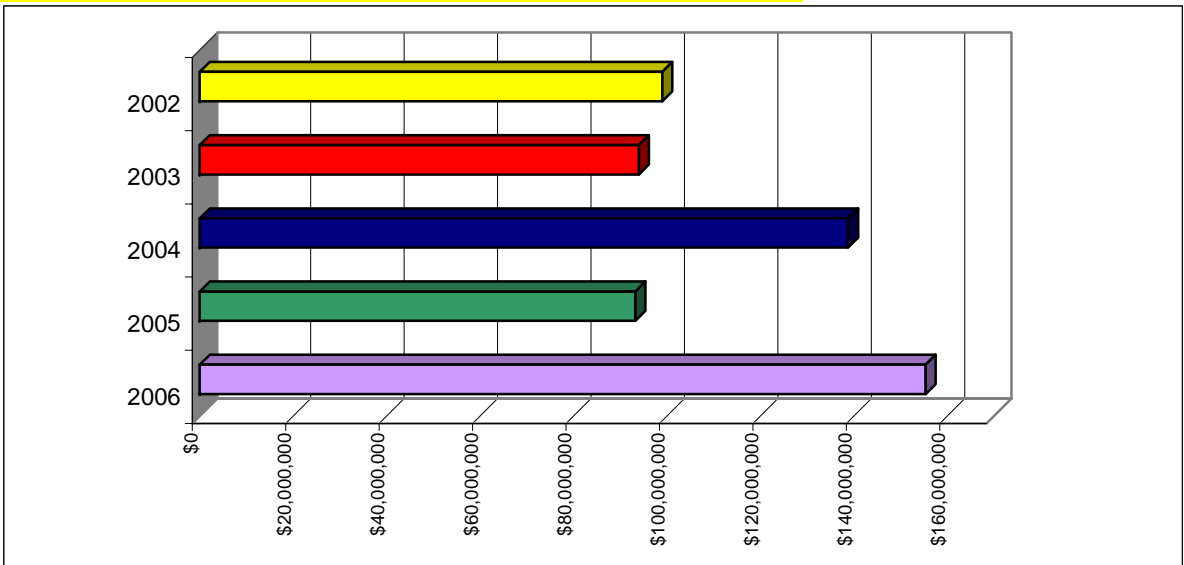
\*Korea was not among the top five trading partners for IPR seizures in FY 05



## Comparison of Yearly Domestic Values of IPR Seizures

The value of IPR seizures in FY 2006 increased by 67%, from the value in FY 2005. The FY 2006 domestic value is the highest in the history of Customs/ Department of Homeland Security

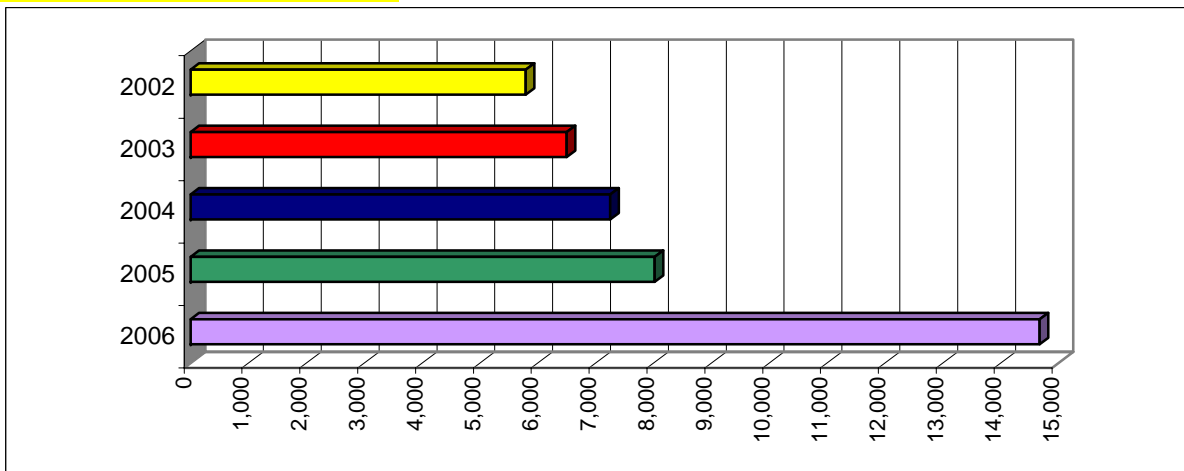
Fiscal Year	Overall Total Values (IPR)
2002	\$ 98,990,341
2003	\$ 94,019,227
2004	\$ 138,767,885
2005	\$ 93,234,510
2006	\$ 155,369,236
<b>Total</b>	<b>\$ 580,381,199</b>



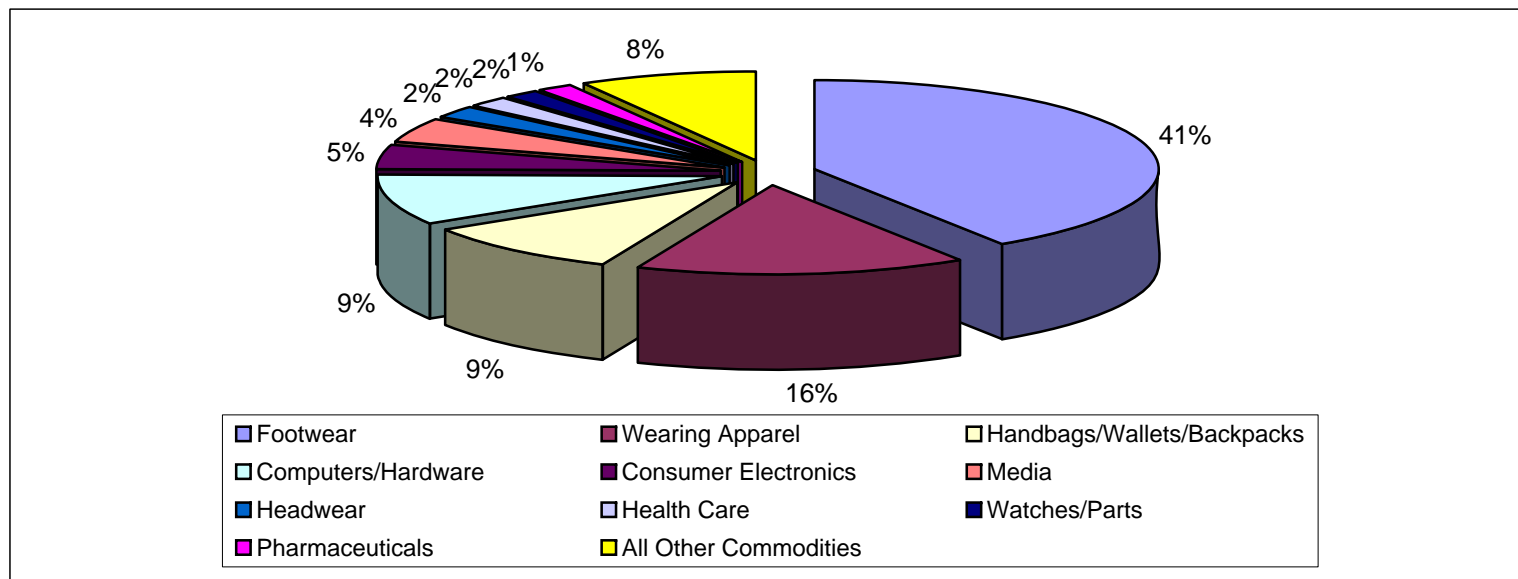
## Comparison of Yearly Seizure Totals

The number of seizures in FY 2006, reflects an increase of almost 83% over the number of seizures in FY 2005, and is the highest number of seizures in the history of Customs/Dept. of Homeland Security. The port of JFK accounted for more than 48% of the total seizures.

Fiscal Year	Number of Seizures
2002	5,793
2003	6,500
2004	7,255
2005	8,022
2006	14,675
<b>Total</b>	<b>42,245</b>



**Department of Homeland Security  
U.S. Customs and Border Protection and U.S. Immigration and Customs Enforcement  
FY 2006 Top IPR Commodities Seized**



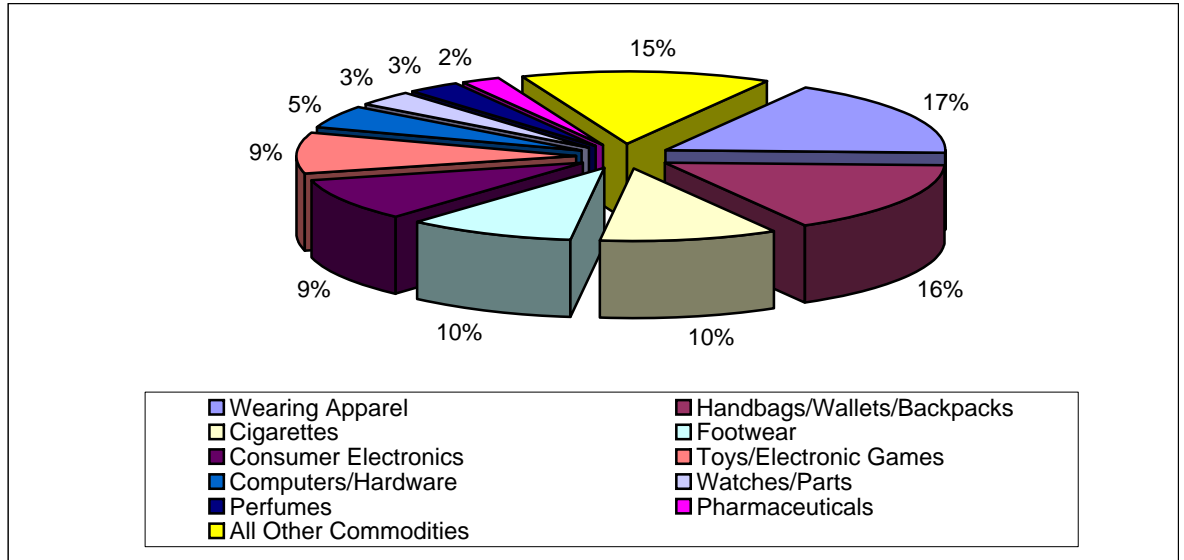
Commodity	Domestic Value	Percent of Total
Footwear	\$ 63,445,619	41%
Wearing Apparel	\$ 24,320,976	16%
Handbags/Wallets/Backpacks	\$ 14,750,201	9%
Computers/Hardware	\$ 14,287,989	9%
Consumer Electronics	\$ 7,057,034	5%
Media	\$ 6,965,156	4%
Headwear	\$ 3,257,963	2%
Health Care	\$ 3,092,919	2%
Watches/Parts	\$ 2,832,364	2%
Pharmaceuticals	\$ 2,298,694	1%
All Other Commodities	\$ 13,060,321	8%
<b>Total FY 06 Domestic Value</b>	<b>\$ 155,369,236</b>	
<b>Number of Seizures</b>	<b>14,675</b>	

Note: **Media** includes motion pictures on tape, laser disc, and DVD; interactive and computer software on CD-ROM, and floppy discs; and music on CD or tape. **Consumer Electronics** includes cell phones and accessories, radios, power strips, electrical tools and appliances.

**Department of Homeland Security  
U.S. Customs and Border Protection and U.S. Immigration and Customs Enforcement  
FY 2005 and FY 2006 Top IPR Commodities Seized**

<b>FY 2005 Commodity</b>	<b>Domestic Value</b>	<b>% of Total Value</b>
Wearing Apparel	\$ 16,099,540	17%
Handbags/Wallets/Backpacks	\$ 14,954,525	16%
Cigarettes	\$ 9,648,876	10%
Footwear	\$ 8,941,185	10%
Consumer Electronics	\$ 8,793,700	9%
Toys/Electronic Games	\$ 8,568,925	9%
Computers/Hardware	\$ 4,798,852	5%
Watches/Parts	\$ 3,070,832	3%
Perfumes	\$ 2,713,695	3%
Pharmaceuticals	\$ 2,094,352	2%
All Other Commodities	\$ 13,550,028	15%

**Total FY 05 Domestic Value**     \$     **93,234,510**  
**Number of Seizures**                     **8,022**



<b>FY 2006 Commodity</b>	<b>Domestic Value</b>	<b>% of Total Value</b>
Footwear	\$ 63,445,619	41%
Wearing Apparel	\$ 24,320,976	16%
Handbags/Wallets/Backpacks	\$ 14,750,201	9%
Computers/Hardware	\$ 14,287,989	9%
Consumer Electronics	\$ 7,057,034	5%
Media	\$ 6,965,156	4%
Headwear	\$ 3,257,963	2%
Health Care	\$ 3,092,919	2%
Watches/Parts	\$ 2,832,364	2%
Pharmaceuticals	\$ 2,298,694	1%
All Other Commodities	\$ 13,060,321	8%

**Total FY 06 Domestic Value**     \$     **155,369,236**  
**Number of Seizures**                     **14,675**

